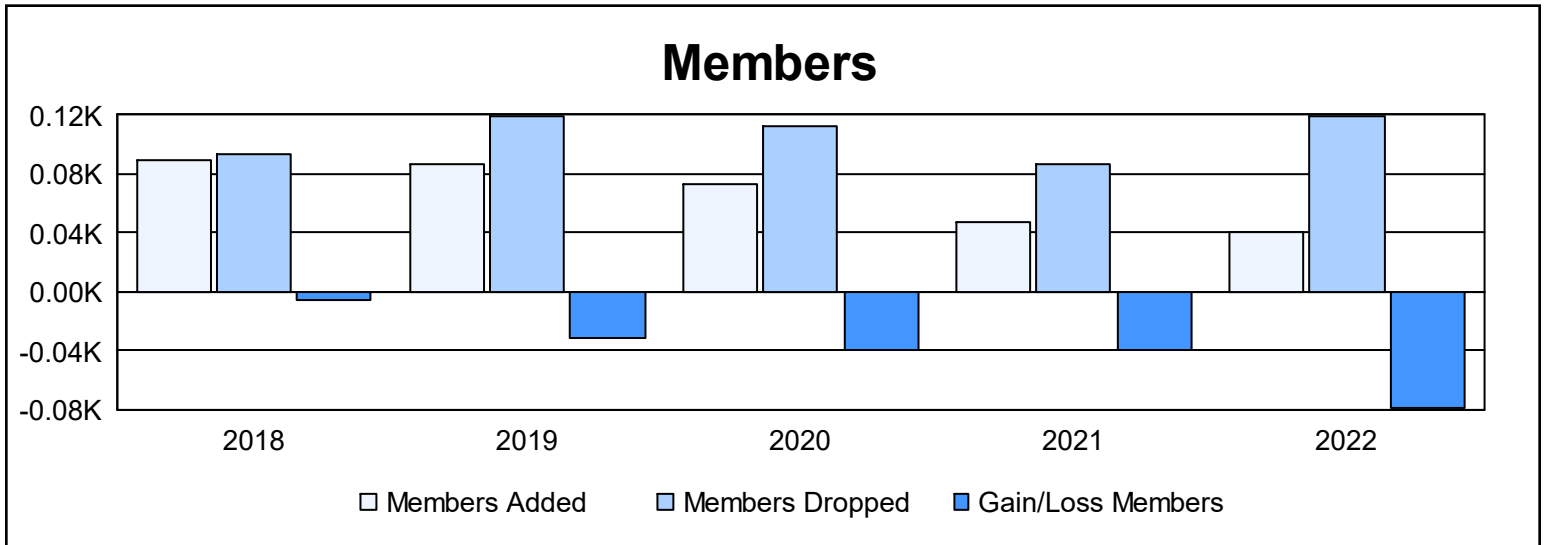
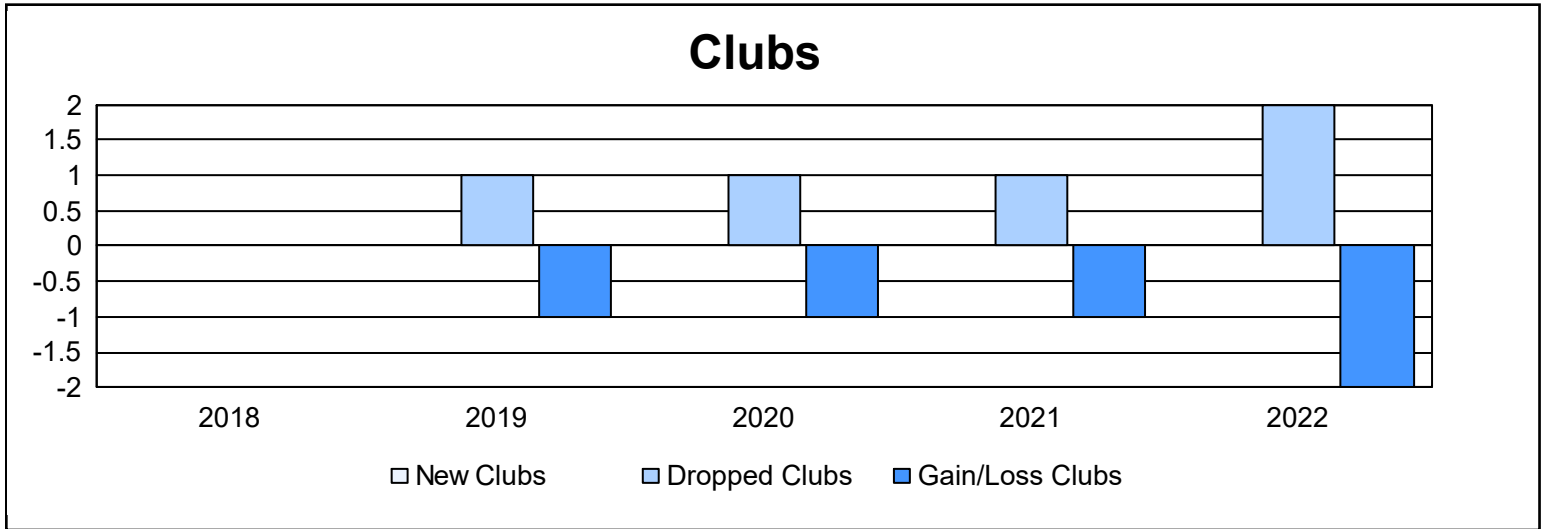
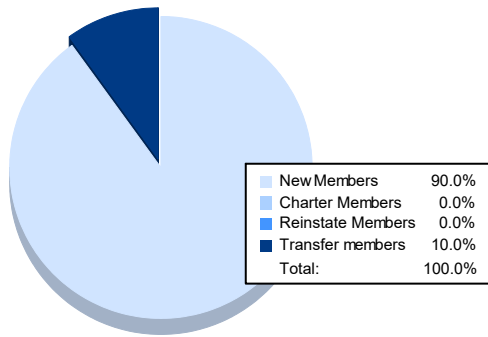


| Year | New Clubs | Dropped Clubs | Gain/ Loss Clubs | New Members | Charter Members | Reinstate Members | Transfer Members | Total Member Added | Total Members Dropped | Gain/ Loss Members |
|----------------|-----------|---------------|------------------|-------------|-----------------|-------------------|------------------|--------------------|-----------------------|--------------------|
| 2017-2018 | 0 | 0 | 0 | 78 | 0 | 3 | 8 | 89 | 94 | -5 |
| 2018-2019 | 0 | 1 | -1 | 78 | 0 | 2 | 7 | 87 | 119 | -32 |
| 2019-2020 | 0 | 1 | -1 | 70 | 0 | 1 | 2 | 73 | 112 | -39 |
| 2020-2021 | 0 | 1 | -1 | 40 | 0 | 2 | 6 | 48 | 87 | -39 |
| 2021-2022 | 0 | 2 | -2 | 36 | 0 | 0 | 4 | 40 | 119 | -79 |
| Average | 0 | 1 | -1 | 60 | 0 | 2 | 5 | 67 | 106 | -39 |



Membership Composition June 2022 Cumulative



Gender Composition June 2022 Cumulative

